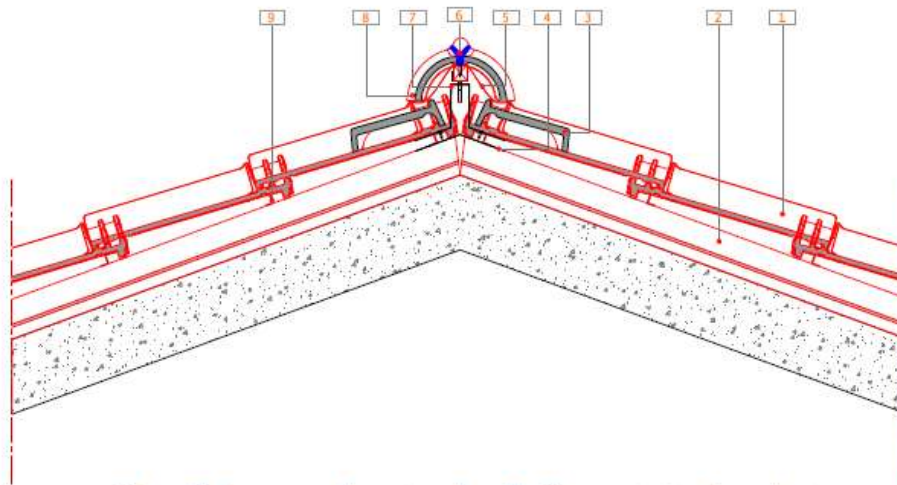
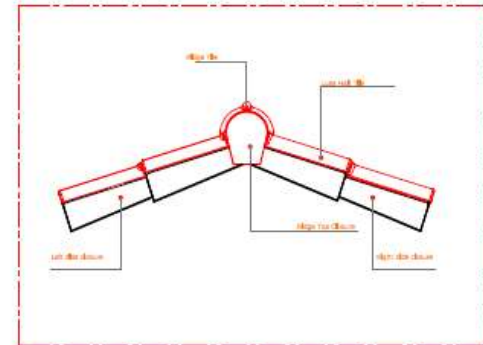
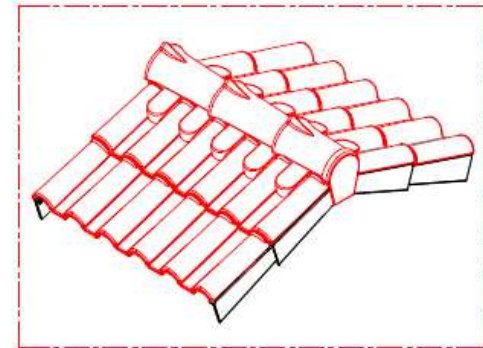


111 Vertical cross section - Drawing with a wood batten and rafter



112 vertical cross section - Drawing with Fibercement Naturtherm sheet



- 1 Advance Premium LUSA Tile
- 2 Naturtherm Underlay Fibercement sheet
- 3 ADVANCE PREMIUM LUSA closer
- 4 Aluminum Abutment Roll
- 5 Aluminum ventilated Ridge Roll
- 6 Ridge tile clip
- 7 Adjustable ridge clamp
- 8 ADVANCE PREMIUM LUSA Ridge Tile
- 9 Metallic batten
- 10 wood batten
- 11 General thermal insulation
- 12 Wood rafter
- 13 Eterroof DUO underlay membrane

PRODUCT	ADVANCE PREMIUM LUSA		
DRAWING TYPE	Ridge Cross Section View		
REFERENCE NO	111/112 Ventilated Dry Ridge		
AUTHOR	Eduardo Jesus	DATE	SEP • 2017
		SCALE	1 : 10
		SHEET	1