



# Marley Eco-tuff Building Plank Structures



## OPTION 1

Choose from standard designs

Steps required for this option:

- **Step 1** - please complete "YOUR INFORMATION" section.
- **Step 2** – agree to our basic Terms and Conditions.
- **Step 3a** - select one of the designs you like
- **Step 3b** - tick option for "SHELL ONLY" or for "RAW CLADDING & CEILING"
- **Step 4** – scan in and email: [gcinekile.langa@marley.co.za](mailto:gcinekile.langa@marley.co.za) the pages you have ticked, filled in and signed.

We will then contact you within 48 hours from submission to discuss your project in full. Remember this document only serves as a basic quote. Full and final quote will only be shared after discussion.



WELCOME!  
OPTION 1

Welcome!

In order for us to provide you with a basic quote, please provide us with as much detail as you can.

**STEP 1:** YOUR INFORMATION:

What is your budget? \_\_\_\_\_

Name & Surname: \_\_\_\_\_

Require installation for personal use / private \_\_\_\_\_ or for a business /institution? \_\_\_\_\_

Contact Number/s:

\_\_\_\_\_

Email address/s:

\_\_\_\_\_

Website if business:

\_\_\_\_\_

Province and full address where this structure needs to be installed?

\_\_\_\_\_

\_\_\_\_\_

**STEP 1 CONTINUES: YOUR INFORMATION:**

What will your structure be used for?  
Please tick one option, or if you can't find it, please specify below.

- ☐ SMALL HOUSE
- ☐ ENTERTAINMENT AREA \* like Lapa
- ☐ CLASS ROOM
- ☐ SITE OFFICE
- ☐ SMALL BACK YEARD STUDIO / OFFICE
- ☐ GATE HOUSE / GUARD HOUSE

OTHER – please specify \_\_\_\_\_

Do we need to quote on multiple units? e.g. in the case of RDP housing or holiday bungalows.  
Please tick an option below.

No ☐ If Yes, how many? \_\_\_\_\_

**STEP 2:**

TERMS & CONDITIONS

Marley Eco-tuff Building Plank Structures Basic Quote:  
Option 1 – Choose from standard designs.

Please note!

Design options available in this document can only be constructed within a 75km radius from Marley Roofing Olifantsfontein.

Drawings are not to scale, & positions of doors and windows might not necessarily be installed exactly as indicated on floor plan.

Lead time from date of order placed to finished unit is between 4-6 weeks.

Cost include an estimate on labour under normal construction conditions of units on site. However, additional charges may be incurred for delays outside of Marley Roofing's control such as, but not limited to: inaccessibility to site, owner or site manager not being present when prior arrangements have been made.

Costs exclude:

VAT  
DELIVERY  
STILTS & FOUNDATION WORK  
ELECTRIC & PLUMBING WORK  
TRAVEL EXPENSES FOR LABOURERES

Full and final quote will only be shared after submission of this document having been emailed to: [gcinekile.langa@marley.co.za](mailto:gcinekile.langa@marley.co.za) or [sonica.rickinson@marley.co.za](mailto:sonica.rickinson@marley.co.za) and only after a discussion, to confirm full details.

50% deposit is required on acceptance of full quote and remaining 50% to be paid before travel arrangements for site construction.

Prices Quoted valid till April 30<sup>th</sup> 2025

I ACCEPT THESE TERMS & CONDITIONS.

Name & Surname: \_\_\_\_\_

ID number: \_\_\_\_\_

Signature: \_\_\_\_\_

## STEP 3A

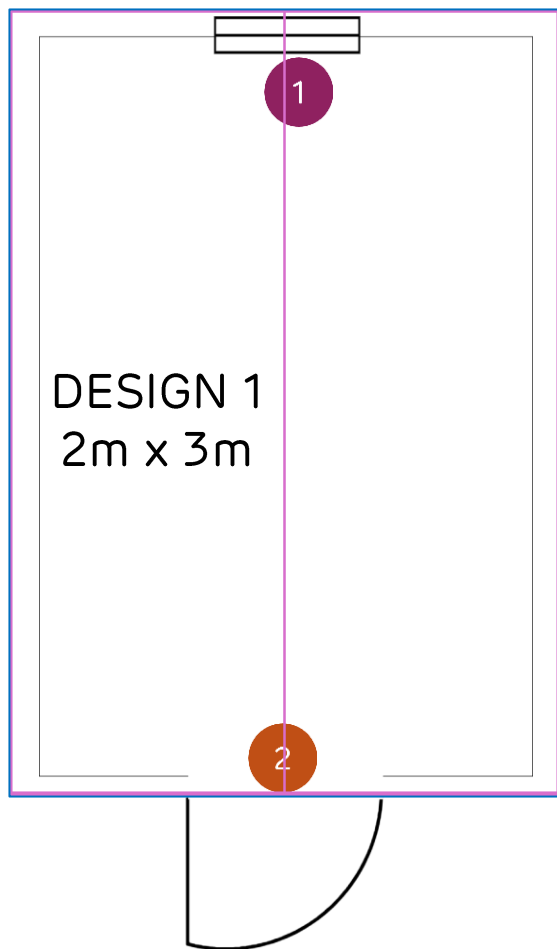
DESIGN 1: is a 2 x 3m unit, fitted with:

- 1 1 x window (600 x 600mm)
- 2 1 x Steel door (813 x 2032mm)

## DESIGN 1: 2 x 3m GARDEN SHED




Blue / pink lines indicates the direction of the double pitch roof.



If you have chosen this design, please tick box

### OPTION A: SHELL ONLY



**NO** INTERIOR WALL OR  
CEILING FINISH

## R38 631,84

PRICE VALID UNTIL 30<sup>th</sup> APRIL 2025

PRICE EXCLUDES:

- VAT
- DELIVERY
- STILTS & FOUNDATION WORK
- TRAVEL EXPENSES FOR LABOURERS
- ELECTRIC WORK
- PLUMBING
- INTERIOR CEILING OR CLADDING



## STEP 3A


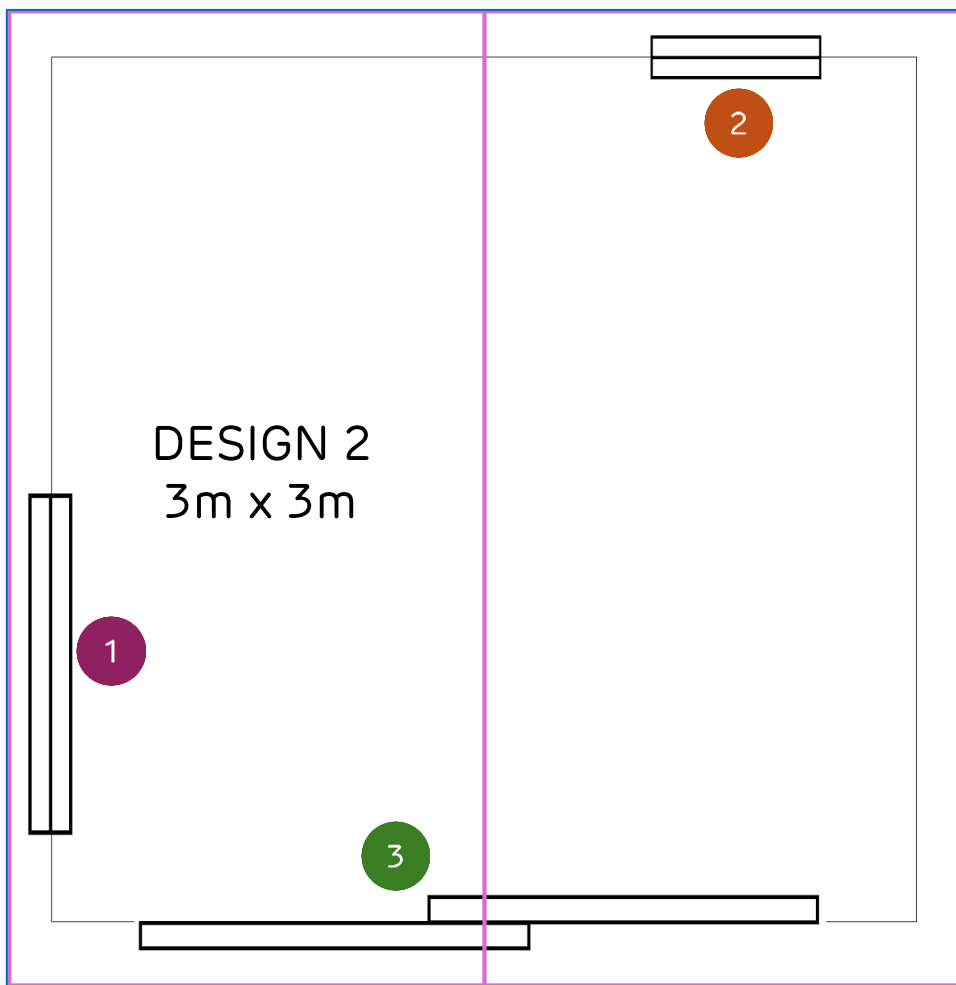
DESIGN 2: is a 3 x 3m unit, fitted with:

- 1 1 x window (1200 x 900mm)
- 2 1 x window (600 x 900mm)
- 3 1 x Glass Sliding Door (2400 x 2100mm)

## DESIGN 2: 3 x 3m GARDEN STUDIO




Blue / pink lines indicates the direction of the double pitch roof.



If you have chosen this design, please tick the option of interest

### OPTION A: SHELL ONLY



**R44 526.27**

PRICE VALID UNTIL 30<sup>th</sup> APRIL 2025

PRICE EXCLUDES:

- VAT
- DELIVERY
- STILTS & FOUNDATION WORK
- TRAVEL EXPENSES FOR LABOURERS
- ELECTRIC WORK
- PLUMBING
- INTERIOR CEILING OR CLADDING

**NO INTERIOR WALL OR CEILING FINISH**



### OPTION B: RAW CLADDING + CEILING



**R55 600.77**

PRICE VALID UNTIL 30<sup>th</sup> APRIL 2025

PRICE EXCLUDES:

- VAT
- DELIVERY
- STILTS & FOUNDATION WORK
- TRAVEL EXPENSES FOR LABOURERS
- ELECTRIC WORK
- PLUMBING

**NOT PLASTERED. NOT PAINTED!**



## STEP 3A



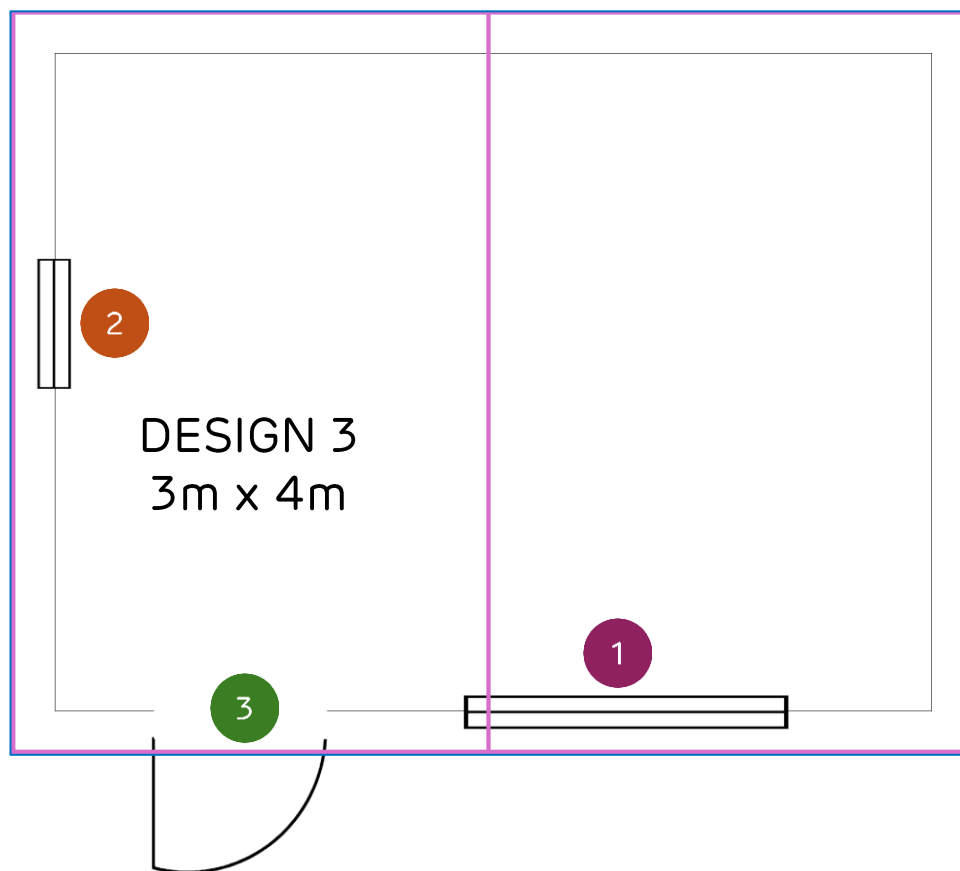
DESIGN 3: is a 3 x 4m unit, fitted with:

- 1 1 x windows (1500 x 1200mm)
- 2 1 x window (600 x 900mm)
- 3 1 x hardwood exterior timber door (813 x 2032mm)

## DESIGN 3: 3 x 4m WENDY




Blue / pink lines indicates the direction of the double pitch roof.



If you have chosen this design, please tick the option of interest

### OPTION A: SHELL ONLY



**R55 511.21**

PRICE VALID UNTIL 30<sup>th</sup> APRIL 2025

PRICE EXCLUDES:

- VAT
- DELIVERY
- STILTS & FOUNDATION WORK
- TRAVEL EXPENSES FOR LABOURERS
- ELECTRIC WORK
- PLUMBING
- INTERIOR CEILING OR CLADDING

**NO INTERIOR WALL OR CEILING FINISH**



### OPTION B: RAW CLADDING + CEILING



**R67 003.01**

PRICE VALID UNTIL 30<sup>th</sup> APRIL 2025

PRICE EXCLUDES:

- VAT
- DELIVERY
- STILTS & FOUNDATION WORK
- TRAVEL EXPENSES FOR LABOURERS
- ELECTRIC WORK
- PLUMBING

**NOT PLASTERED. NOT PAINTED!**





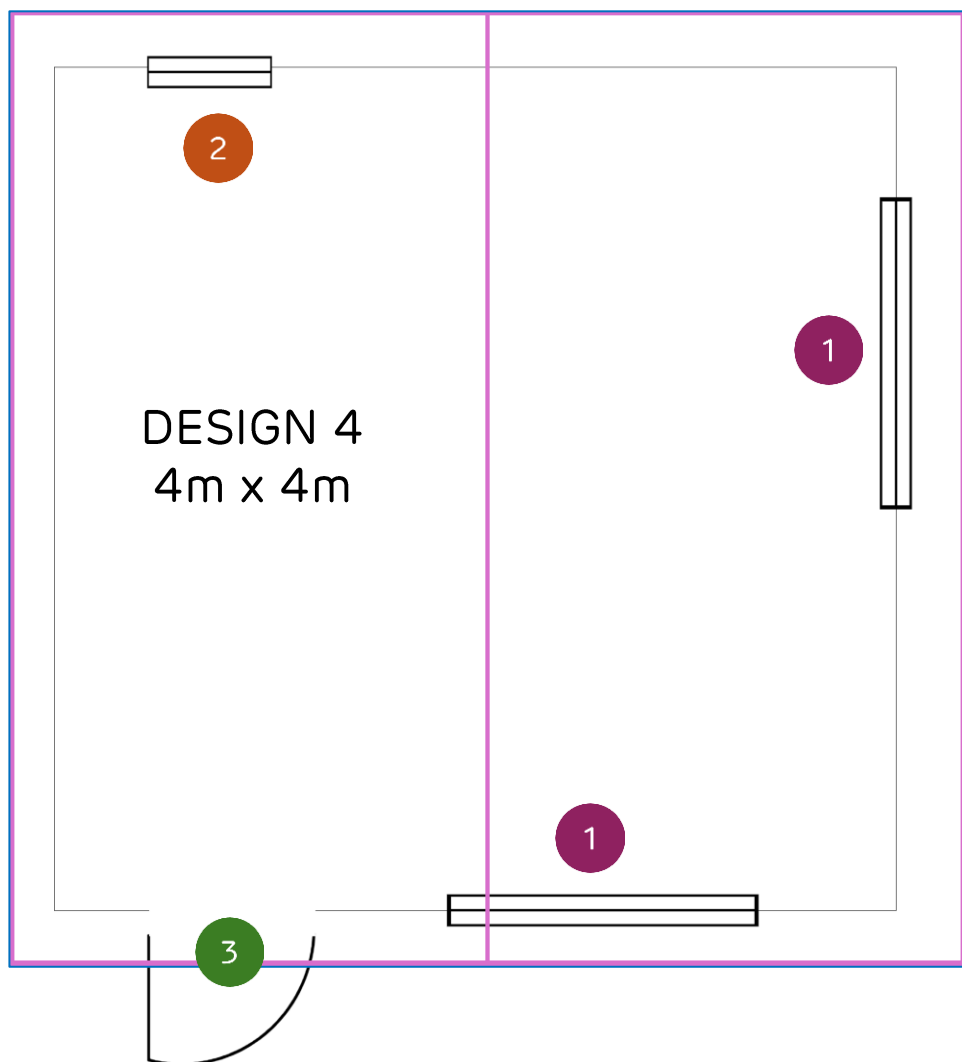
DESIGN 4: is a 4 x 4m unit, fitted with:

7

- 1 2 x windows (1500 x 1200mm)
- 2 1 x window (600 x 900mm)
- 3 1 x hardwood exterior timber door (813 x 2032mm)



Blue / pink lines indicates the direction of the double pitch roof.



If you have chosen this design, please tick the option of interest

PRICE VALID UNTIL 30<sup>th</sup> APRIL 2025

PRICE EXCLUDES:

- VAT
- DELIVERY
- STILTS & FOUNDATION WORK
- TRAVEL EXPENSES FOR LABOURERS
- ELECTRIC WORK
- PLUMBING
- INTERIOR CEILING OR CLADDING

**NO INTERIOR WALL OR CEILING FINISH**



PRICE VALID UNTIL 30<sup>th</sup> APRIL 2025

PRICE EXCLUDES:

- VAT
- DELIVERY
- STILTS & FOUNDATION WORK
- TRAVEL EXPENSES FOR LABOURERES
- ELECTRIC WORK
- PLUMBING

**NOT PLASTERED, NOT PAINTED!**





## STEP 3A

DESIGN 5: is a 5 x 6m unit, fitted with:

- 1 1 x window (1200 x 900mm)
- 2 1 x window (600 x 900mm)
- 3 1 x windows (1500 x 1200mm)
- 4 1 x Glass Sliding Door (2400 x 2100mm)



Blue / pink lines indicates the direction of the double pitch roof.

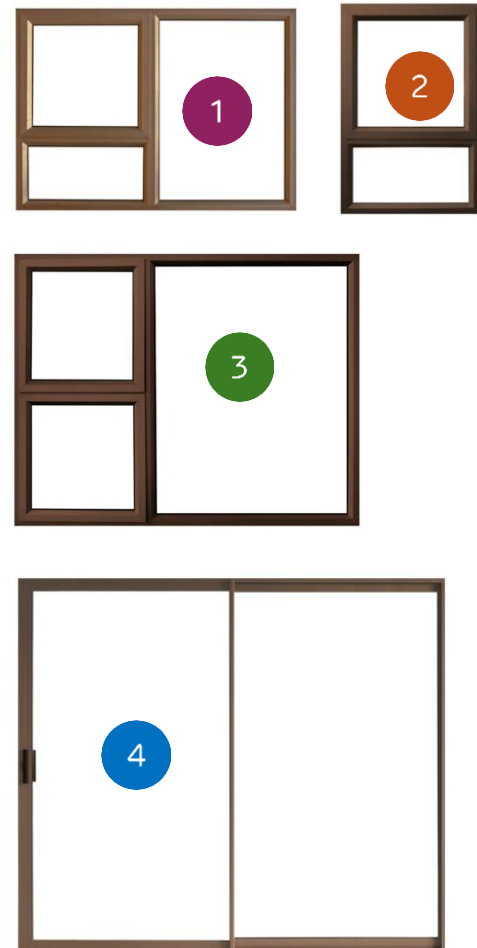
**DESIGN 5:**

**5 x 6m**

**GRANNY FLAT**



DESIGN 5  
5m x 6m



If you have chosen this design, please tick the option of interest


### OPTION A: SHELL ONLY

**R114 075.90**

PRICE VALID UNTIL 30<sup>th</sup> APRIL 2025

PRICE EXCLUDES:

- VAT
- DELIVERY
- STILTS & FOUNDATION WORK
- TRAVEL EXPENSES FOR LABOURERS
- ELECTRIC WORK
- PLUMBING
- INTERIOR CEILING OR CLADDING



**NO INTERIOR WALL OR CEILING FINISH**



### OPTION B: RAW CLADDING + CEILING

**R133 528.50**

PRICE VALID UNTIL 30<sup>th</sup> APRIL 2025

PRICE EXCLUDES:

- VAT
- DELIVERY
- STILTS & FOUNDATION WORK
- TRAVEL EXPENSES FOR LABOURERS
- ELECTRIC WORK
- PLUMBING



**NOT PLASTERED. NOT PAINTED!**



## STEP 3A

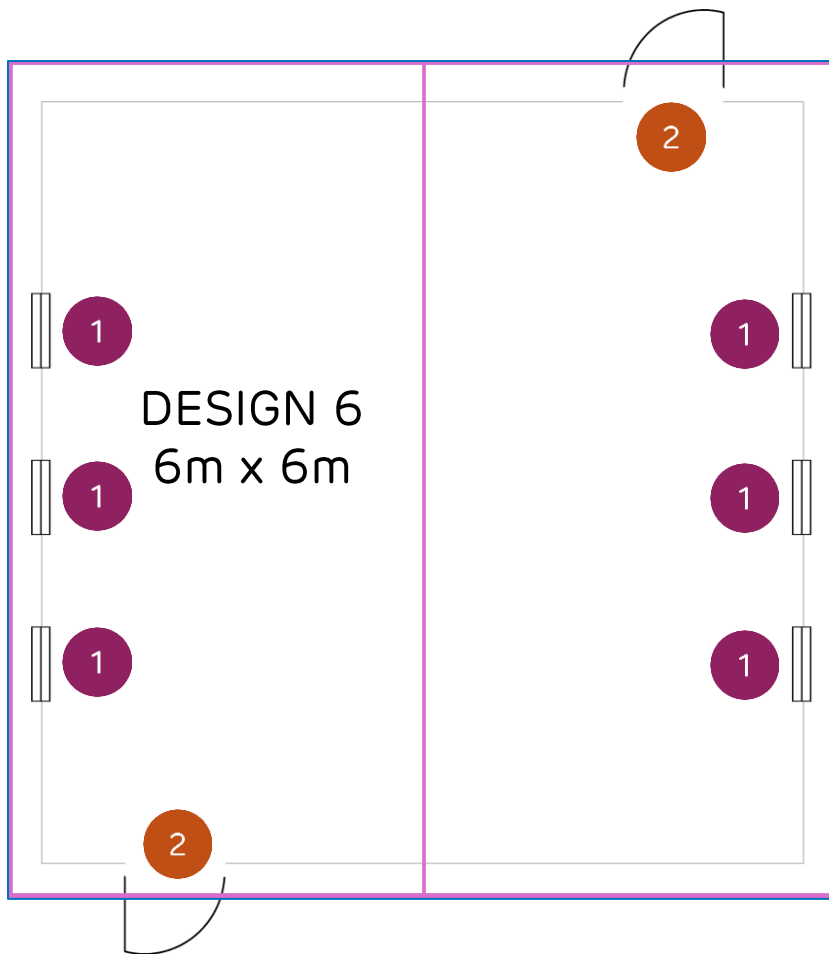
DESIGN 6: is a 6 x 6m unit, fitted with:

## DESIGN 6: 6 x 6m CLASS ROOM

- 1 6 x windows (600 x 900mm)
- 2 2 x Steel door (813 x 2032mm) 1 x hardwood



Blue / pink lines indicates the direction of the double pitch roof.



If you have chosen this design, please tick the option of interest

### OPTION A: SHELL ONLY



**NO** INTERIOR WALL OR  
CEILING FINISH

**R118 005.22**

PRICE VALID UNTIL 30<sup>th</sup> APRIL 2025

PRICE EXCLUDES:

- VAT
- DELIVERY
- STILTS & FOUNDATION WORK
- TRAVEL EXPENSES FOR LABOURERS
- ELECTRIC WORK
- PLUMBING
- INTERIOR CEILING OR CLADDING



### OPTION B: RAW CLADDING + CEILING



**NOT PLASTERED. NOT  
PAINTED!**

**R139 769.02**

PRICE VALID UNTIL 30<sup>th</sup> APRIL 2025

PRICE EXCLUDES:

- VAT
- DELIVERY
- STILTS & FOUNDATION WORK
- TRAVEL EXPENSES FOR LABOURERS
- ELECTRIC WORK
- PLUMBING

